



LAZURA®


RIGHT CHOICE OF THE QUALITY

1200x1800mm



Artistic grandeur designed for opulence

Legacy surfaces redefine luxury with state-of-the-art designs and textures that have a sophistication of gloss along with the muted accents of matt finish to fill the ambiance with a joyful verve. Revel in the futuristic textures that add a dimensional depth to your spaces by gracing them with the encapsulating character of tiles that spell class.



**LEADING WITH
INNOVATIONS**



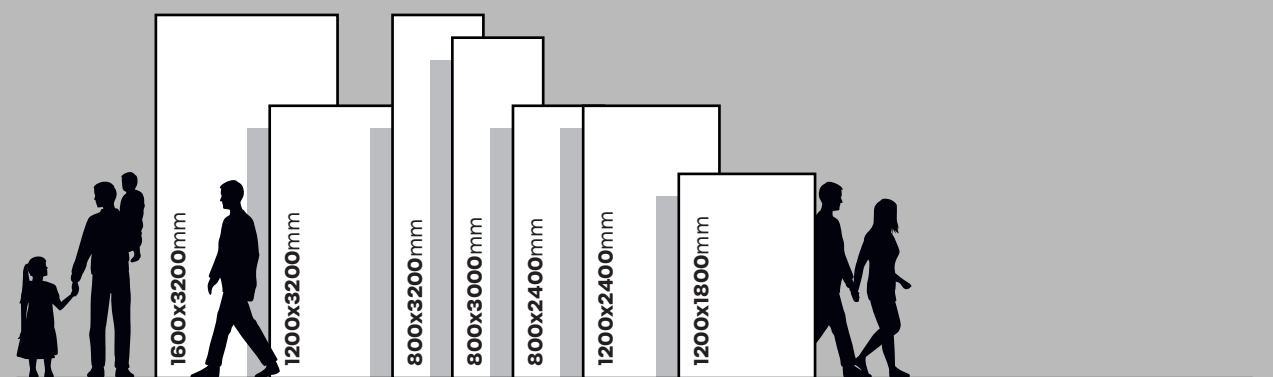
INTRODUCTION



Pulido Collection is an amalgamation of beautiful textures and designs in exciting range of colors that add glamor to your ambiance.

Our brings you the Pulido Collection - a premier range of tiles that ooze elegance and class. Create a pattern of light, shade, and texture with the glorious collection of luxurious surfaces.

Pushing the boundaries of design and innovation through finesse of craftsmanship, this collection is synonymous with style, sophistication, brilliance, and majesty. Bring your spaces to life by adding a complementary perspective to your architectural designs and interiors.





UNMATCHED ELEGANCE FOR BEAUTIFUL SPACES

This contemporary collection is a tribute to artistry with an elegant look to enhance your spaces with its dramatic effect while the texture holds the essence of nature, giving a bold statement that revolutionizes decor with sheer magnificence.

**BIG
SIZE
SLABS**



1200x1800mm
120x180cm, 48x71in

Striking a perfect balance between the massive magnificence and ageless versatility with a significant size of 1200x1800mm, the collection exudes a timeless elegance that invites endless possibilities.




SUBSTANTIAL SIZE WITH TREMENDOUS ARCHITECTURAL POSSIBILITIES

Crafted to express endless creativity through ceramic innovation, these large tiles provide a smoother and sleeker floor appearance, mitigating the risks of having too many grout lines. Moreover, they appear highly versatile and create a seamless look.



**High Gloss
Surface**



**Legacy Matt
Surface**

Embrace timeless elegance with this architectural marvel in a versatile size and finishes that design your spaces with the contemporary, classics, and modern grace influenced by the beauty of natural elements.

UNMATCHED ELEGANCE AND STRENGTH

These surfaces provide an extra edge with feature-rich attributes like resistance to weather and chemicals, easy-to-clean and maintain, abrasion proof, stain and scratch resistant that do not require special care. Create your envisioned ambiance for a hassle-free lifestyle.

TECHNICAL FEATURES



Scratch and Abrasion Resistant



Resistant to UV Rays



Easy to Clean Surface



Resistant to Fire and Heat



Frost Resistant Surface



Flatness and Stability Over Time



Impact Resistant Surface



Water Resistant Surface



Stain Resistant Surface



Hygienic and Suitable for Contact with Food



Resistant to Chemicals, Acids, Bases, and Solvents



Resistant to Mould, Mildew, And Fungus



VERSATILE APPLICATIONS THAT TRAVERSE TIME TO ESTABLISH TRENDS

Crafted to express creativity, this collection's technical credentials reinforce its continued popularity as a modern building material.

This collection is perfect when it comes to giving a touch of class to your spaces with the added advantage of timeless appeal that never ceases to amaze. With multiple application possibilities – both indoors and outdoors, these surfaces are architectural gems that can be used across a gamut of environs.

APPLICATION AREAS



Residential Spaces



Staircase



Hospital



Window & Door Frame



Lift Frame



Furniture



Bathroom



Fireplace



Restaurant



Wall Cladding



Elevation



Floor Covering



COLORS AND HUES


Colors play a significant part in creating specific moods and even influence the decisions we take. Exploring a wide range of colors and hues, you can pick your perfect shade from this collection that ushers in tranquility and peace to your ambiance!

1200x1800mm

High Gloss



High Gloss



Legacy Surface



Legacy With Carving Surface



HIGH GLOSS

Our high gloss collection is crafted with the best technology that will revolutionize your decor with regal magnificence, personifying the magic of the craft.





This luxurious finish reflects light into the surrounding area making the ambiance lighter and brighter. The luminescent sheen of this collection offers delightful hues and colors with unparalleled features designed to give a distinctive experience. Enjoy the extravagant edge with a contemporary touch that makes your spaces come alive with grandeur and elegance.



Wall & Floor
Apollo White


APOLLO WHITE



Sizes **1200x1800mm**
Surface **High Gloss**
Random **3**
Thickness **9mm**

LAZURA[®]
RIGHT CHOICE OF THE QUALITY

CALLACATA BELISIMO




Sizes **1200x1800mm**
Surface **High Gloss**
Random **3**
Thickness **9mm**

LAZURA[®]
RIGHT CHOICE OF THE QUALITY



Floor
Michelangelo

MICHELANGELO



Sizes **1200x1800mm**
Surface **High Gloss**
Random **3**
Thickness **9mm**

LAZURA[®]
RIGHT CHOICE OF THE QUALITY

ICE BERG



Sizes **1200x1800mm**
Surface **High Gloss**
Random **3**
Thickness **9mm**

LAZURA[®]
RIGHT CHOICE OF THE QUALITY

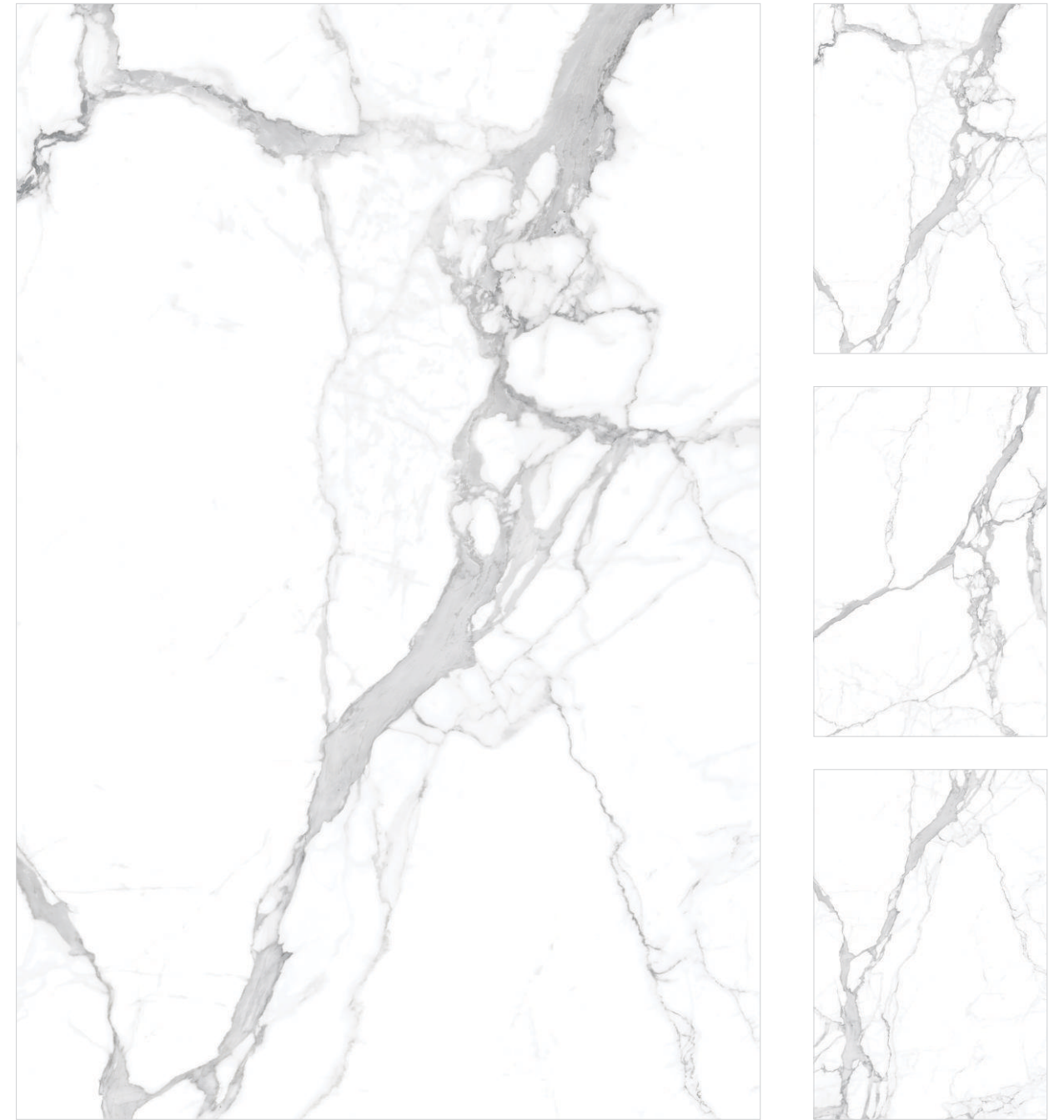
STATUARIO SCALA



Sizes **1200x1800mm**
Surface **High Gloss**
Random **3**
Thickness **9mm**

LAZURA[®]
RIGHT CHOICE OF THE QUALITY

STATUARIO NATURAL



Sizes **1200x1800mm**
Surface **High Gloss**
Random **3**
Thickness **9mm**

LAZURA[®]
RIGHT CHOICE OF THE QUALITY




Wall & Floor
Cloudy Onyx





Wall & Floor
Crystal Onyx

CLOUDY ONYX



Sizes **1200x1800mm**
Surface **High Gloss**
Random **3**
Thickness **9mm**

LAZURA[®]
RIGHT CHOICE OF THE QUALITY

CRYSTAL ONYX



Sizes **1200x1800mm**
Surface **High Gloss**
Random **4**
Thickness **9mm**

LAZURA[®]
RIGHT CHOICE OF THE QUALITY



Floor
Estilo Onyx

ORO ONYX



Sizes **1200x1800mm**
Surface **High Gloss**
Random **3**
Thickness **9mm**

LAZURA[®]
RIGHT CHOICE OF THE QUALITY




ESTILO ONYX



Sizes **1200x1800mm**
Surface **High Gloss**
Random **3**
Thickness **9mm**

LAZURA[®]
RIGHT CHOICE OF THE QUALITY

WILSON ONYX



Sizes **1200x1800mm**
Surface **High Gloss**
Random **2**
Thickness **9mm**

LAZURA[®]
RIGHT CHOICE OF THE QUALITY

PEARL ONYX



Sizes **1200x1800mm**
Surface **High Gloss**
Random **3**
Thickness **9mm**

LAZURA[®]
RIGHT CHOICE OF THE QUALITY

Wall & Floor **Oceano Onyx**



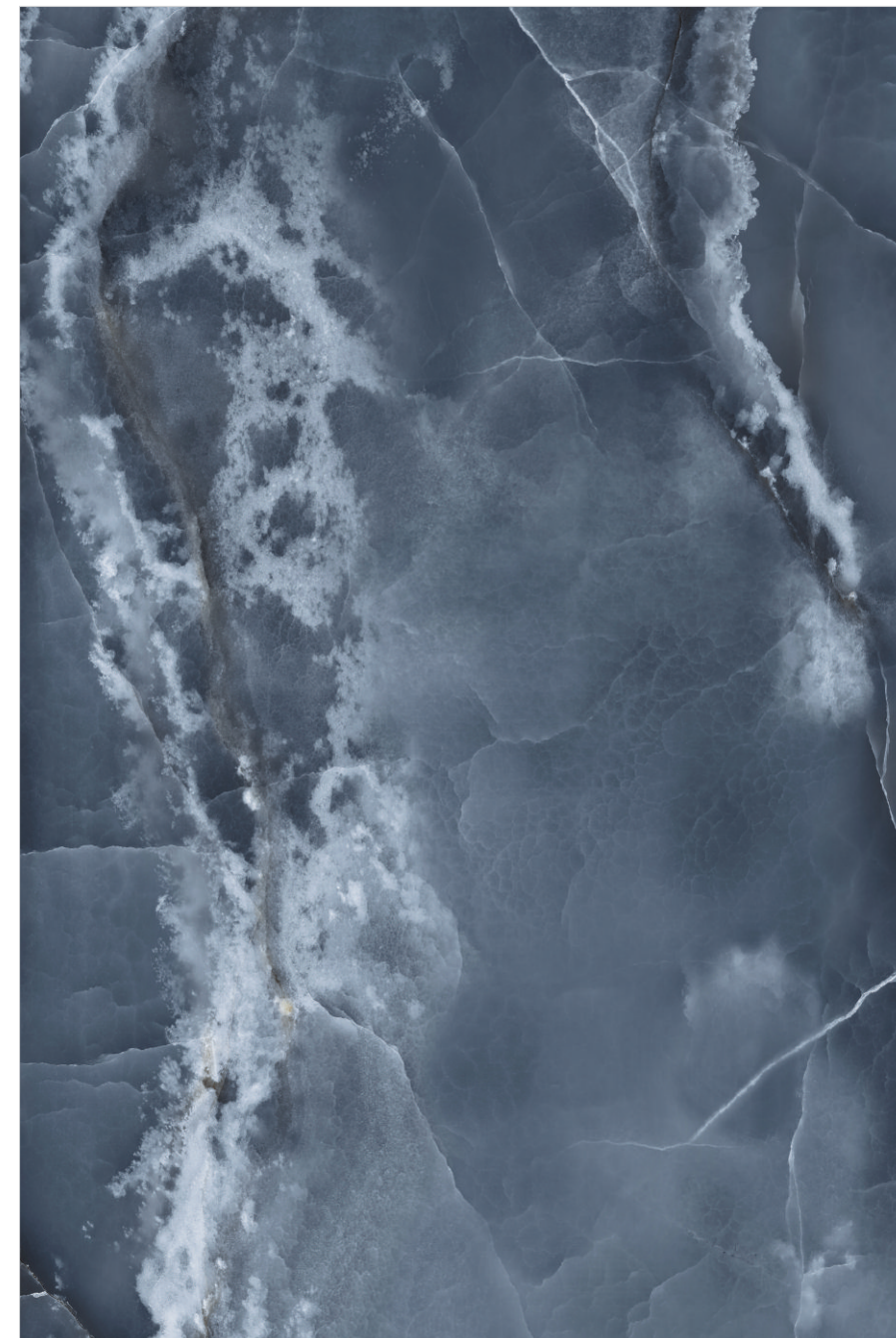


Pulido Collection

High Gloss Surface

9mm Thickness

OCEANO ONYX



Sizes **1200x1800mm**
Surface **High Gloss**
Random **3**
Thickness **9mm**

LAZURA[®]
RIGHT CHOICE OF THE QUALITY



BOTTOCHINO CLASSICO



Sizes **1200x1800mm**
Surface **High Gloss**
Random **3**
Thickness **9mm**

LAZURA[®]
RIGHT CHOICE OF THE QUALITY

FLUID EARTH



Sizes **1200x1800mm**
Surface **High Gloss**
Random **2**
Thickness **9mm**

LAZURA[®]
RIGHT CHOICE OF THE QUALITY



Floor
Framenta Gold

FRAMENTA GOLD



Sizes **1200x1800mm**
Surface **High Gloss**
Random **3**
Thickness **9mm**

LAZURA[®]
RIGHT CHOICE OF THE QUALITY

FRAMENTA SILVER



Sizes **1200x1800mm**
Surface **High Gloss**
Random **3**
Thickness **9mm**

LAZURA[®]
RIGHT CHOICE OF THE QUALITY



Wall & Floor
Elegant Oro

ELEGANT ORO



Sizes **1200x1800mm**
Surface **High Gloss**
Random **2**
Thickness **9mm**

LAZURA[®]
RIGHT CHOICE OF THE QUALITY

SOLITARY CAMEL



Sizes **1200x1800mm**
Surface **High Gloss**
Random **3**
Thickness **9mm**

LAZURA[®]
RIGHT CHOICE OF THE QUALITY



TORSO GOLD



Sizes **1200x1800mm**
Surface **High Gloss**
Random **3**
Thickness **9mm**

LAZURA[®]
RIGHT CHOICE OF THE QUALITY

BURBBURY BEIGE



Sizes **1200x1800mm**
Surface **High Gloss**
Random **3**
Thickness **9mm**

LAZURA[®]
RIGHT CHOICE OF THE QUALITY

DIANA ROSE



Sizes **1200x1800mm**
Surface **High Gloss**
Random **3**
Thickness **9mm**

LAZURA[®]
RIGHT CHOICE OF THE QUALITY

DIANA ROYAL





Sizes **1200x1800mm**
Surface **High Gloss**
Random **3**
Thickness **9mm**

LAZURA[®]
RIGHT CHOICE OF THE QUALITY



Wall & Floor
Oro Breccia



PINK VALENCIA



Sizes **1200x1800mm**
Surface **High Gloss**
Random **0**
Thickness **9mm**

LAZURA[®]
RIGHT CHOICE OF THE QUALITY

ORO BRECCIA



Sizes **1200x1800mm**
Surface **High Gloss**
Random **2**
Thickness **9mm**

LAZURA[®]
RIGHT CHOICE OF THE QUALITY



BRECCIA MIST



Sizes **1200x1800mm**
Surface **High Gloss**
Random **3**
Thickness **9mm**

LAZURA[®]
RIGHT CHOICE OF THE QUALITY

BRECCIA MOON



Sizes **1200x1800mm**
Surface **High Gloss**
Random **3**
Thickness **9mm**

LAZURA[®]
RIGHT CHOICE OF THE QUALITY



Floor
Empradore Light



EMPRADORE LIGHT



Sizes **1200x1800mm**
Surface **High Gloss**
Random **2**
Thickness **9mm**

LAZURA[®]
RIGHT CHOICE OF THE QUALITY




EMPRADORE BURLY



Sizes **1200x1800mm**
Surface **High Gloss**
Random **2**
Thickness **9mm**

LAZURA[®]
RIGHT CHOICE OF THE QUALITY




IMPERIO ARMANI SUN



Sizes **1200x1800mm**
Surface **High Gloss**
Random **3**
Thickness **9mm**

LAZURA[®]
RIGHT CHOICE OF THE QUALITY

IMPERIO ARMANI MOCHA



Sizes **1200x1800mm**
Surface **High Gloss**
Random **3**
Thickness **9mm**

LAZURA[®]
RIGHT CHOICE OF THE QUALITY



Wall & Floor
Imperio Armani Grey



IMPERIO ARMANI GREY



Sizes **1200x1800mm**
Surface **High Gloss**
Random **3**
Thickness **9mm**

PIETRA TUNISIA



Sizes **1200x1800mm**
Surface **High Gloss**
Random **2**
Thickness **9mm**

LAZURA[®]
RIGHT CHOICE OF THE QUALITY

SILVER ROOT



Sizes **1200x1800mm**
Surface **High Gloss**
Random **4**
Thickness **9mm**

LAZURA[®]
RIGHT CHOICE OF THE QUALITY

Wall & Floor **Glaciar Ice**





Pulido Collection

High Gloss Surface

9mm Thickness

GLACIAR ICE




Sizes **1200x1800mm**
Surface **High Gloss**
Random **3**
Thickness **9mm**

LAZURA[®]
RIGHT CHOICE OF THE QUALITY



FIOR DI BOSCO



Sizes **1200x1800mm**
Surface **High Gloss**
Random **2**
Thickness **9mm**

LAZURA[®]
RIGHT CHOICE OF THE QUALITY

WLLIAM GREY



Sizes **1200x1800mm**
Surface **High Gloss**
Random **3**
Thickness **9mm**

LAZURA[®]
RIGHT CHOICE OF THE QUALITY

Legacy
SURFACE

Inspired by artisanal tradition, the Legacy surface reinterprets and experiments with new designs and aesthetic canons of extraordinary finishes.





This new-age ingenious Legacy surface is designed with peerless finish and diverse functionality for your ultimate comfort that leaves the imprints of eternal beauty in your spaces with sheer opulence crafted for a luxury lifestyle.



Wall & Floor
Michelangelo


APOLLO WHITE



Sizes **1200x1800mm**
Surface **Legacy**
Random **3**
Thickness **9mm**

LAZURA[®]
RIGHT CHOICE OF THE QUALITY

MICHELANGELO




Sizes **1200x1800mm**
Surface **Legacy**
Random **3**
Thickness **9mm**

LAZURA[®]
RIGHT CHOICE OF THE QUALITY

Floor Statuario Natural



STATUARIO NATURAL







Sizes **1200x1800mm**
Surface **Legacy**
Random **3**
Thickness **9mm**



Wall & Floor
Stonia Sand

STONIA SAND



Sizes **1200x1800mm**
Surface **Legacy**
Random **3**
Thickness **9mm**

LAZURA[®]
RIGHT CHOICE OF THE QUALITY

STONIA ASH



Sizes **1200x1800mm**
Surface **Legacy**
Random **3**
Thickness **9mm**

LAZURA[®]
RIGHT CHOICE OF THE QUALITY

Wall & Floor
Framenta Silver



FRAMENTA GOLD



Sizes **1200x1800mm**
Surface **Legacy**
Random **3**
Thickness **9mm**

LAZURA[®]
RIGHT CHOICE OF THE QUALITY

FRAMENTA SILVER






Sizes **1200x1800mm**
Surface **Legacy**
Random **3**
Thickness **9mm**

LAZURA[®]
RIGHT CHOICE OF THE QUALITY



Wall & Floor
William Grey

CLOUDY ONYX



Sizes **1200x1800mm**
Surface **Legacy**
Random **3**
Thickness **9mm**

LAZURA[®]
RIGHT CHOICE OF THE QUALITY

WLLIAM GREY



Sizes **1200x1800mm**
Surface **Legacy**
Random **3**
Thickness **9mm**

LAZURA[®]
RIGHT CHOICE OF THE QUALITY

Wall & Floor Garnet Grigio



GARNET GRIGIO



Sizes **1200x1800mm**
Surface **Legacy**
Random **3**
Thickness **9mm**



Wall & Floor **Fitch Nero**

FITCH NERO



Sizes **1200x1800mm**
Surface **Legacy**
Random **3**
Thickness **9mm**



Wall & Floor
Bottochino Classico



BOTTOCHINO CLASSICO



Sizes **1200x1800mm**
Surface **Legacy With Carving**
Random **3**
Thickness **9mm**



Floor **Elegant Oro**

ELEGANT ORO






Sizes **1200x1800mm**
Surface **Legacy With Carving**
Random **2**
Thickness **9mm**



Wall & Floor
Imperio Armani Dove

IMPERIO ARMANI SUN



Sizes **1200x1800mm**
Surface **Legacy With Carving**
Random **3**
Thickness **9mm**

LAZURA[®]
RIGHT CHOICE OF THE QUALITY

IMPERIO ARMANI DOVE



Sizes **1200x1800mm**
Surface **Legacy With Carving**
Random **3**
Thickness **9mm**

LAZURA[®]
RIGHT CHOICE OF THE QUALITY

Wall & Floor Torso Gold



TORSO GOLD



Sizes **1200x1800mm**
Surface **Legacy With Carving**
Random **3**
Thickness **9mm**



Wall & Floor Travertino Crema

TRAVERTINO CREMA

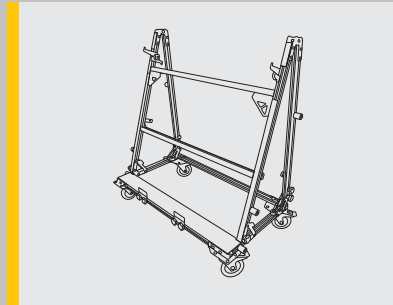


Sizes **1200x1800mm**
Surface **Legacy With Carving**
Random **3**
Thickness **9mm**

Slab Handling

Tools suggested for handling

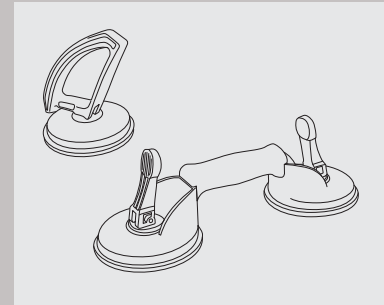
For handling the enormously sized slabs from Our, we recommend careful handling with the help of four handlers at the same time in case of the largest size and at least two handlers for the smaller sizes of the slabs.



Reinforced trolley



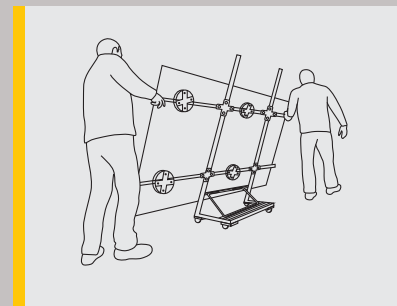
Parallel & transverse guides



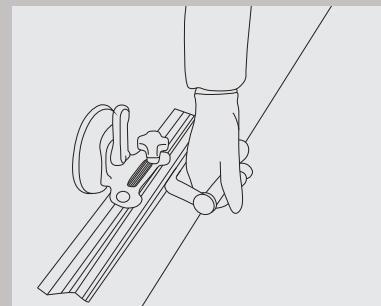
Single & Double suction cup

Handling instructions

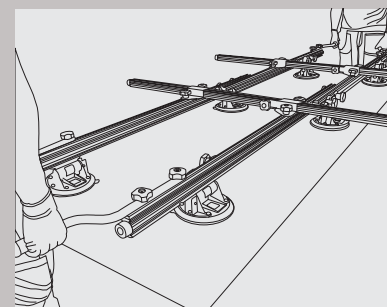
Our recommends the use of a kit of devices designed especially for the handling of large-size slabs.



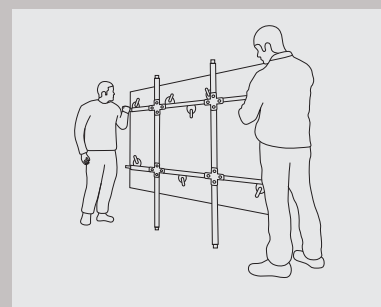
We recommend carrying out the handling job of the slabs with four handlers at the same time.



Ensure proper suction with a vacuum between the device and the slab and use a single device/suction cup for a maximum length of up to 150cms.



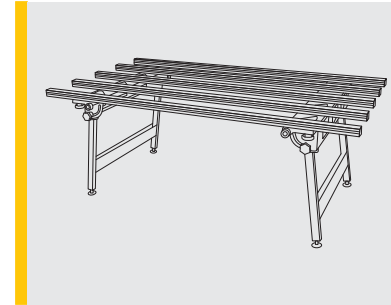
To lift the slabs use sucker cups after cleaning the slab and cups with a damp sponge. Make sure the device also has suckers that run along with the guides and adhere to the slab.



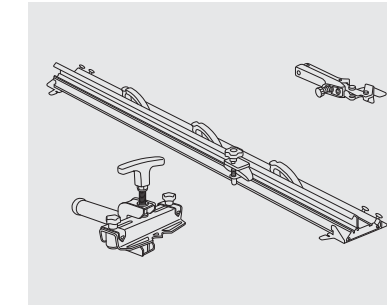
To lift the slab use guides from the long sides of the slab and lift/hang it vertically to the handles of the trolley frame. Use appropriate size reinforced trolley for various sizes of slabs.

Slab Cutting & Drilling


Tools suggested for cutting and drilling



Workbench with aluminum profiles

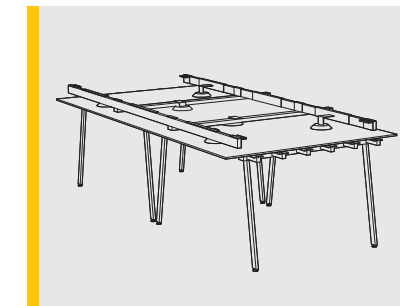


Cutting unit

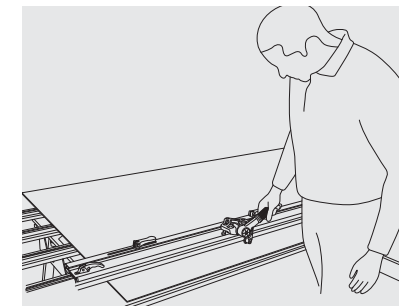


Diamond polishing pads

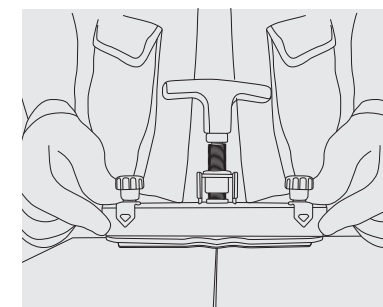
Manual cutting instructions



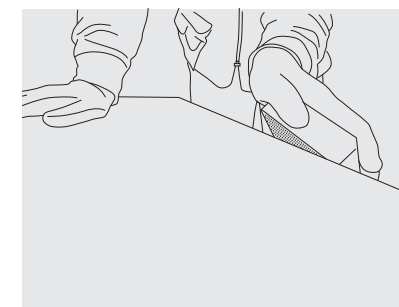
Lay the slab on a flat surface and preferably on a workbench with aluminum profiles. Make sure the surface is stable for both cutting and drilling.



Make markings on the slab according to the desired cutting and drilling need.



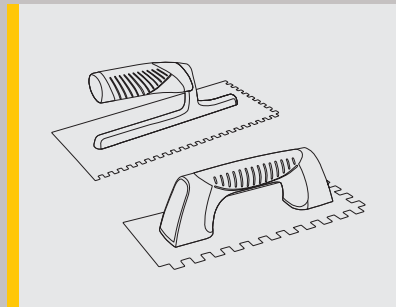
After scoring the length and making the cut, move the slab out of the workbench till the incision line and split from both sides using cutting-off pliers.



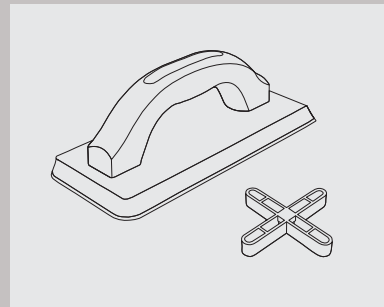
Smooth the edges of the length cut with a diamond polishing pad.

Slab Laying

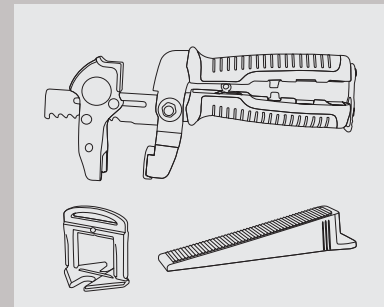
Tools suggested for laying



3mm & 10mm trowel



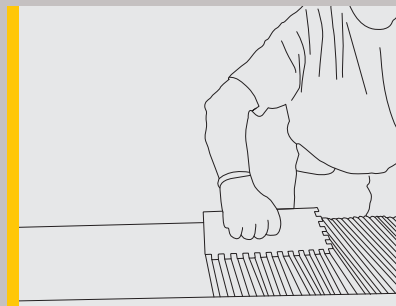
Rubber trowel & Spacers



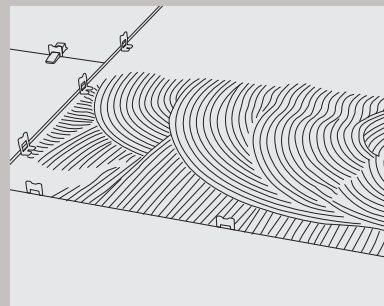
Device for plate's pulling over and Leveling wedges & clips

Slab Laying Instructions

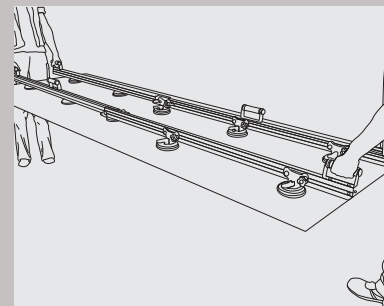
Check the laying substrate. Make sure it is clean, mature, and homogeneous with no cracks.



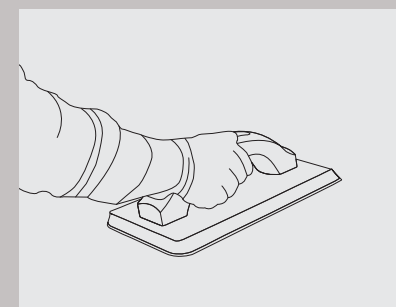
Apply adhesive onto the back of the slab with a 3mm trowel in one direction only.



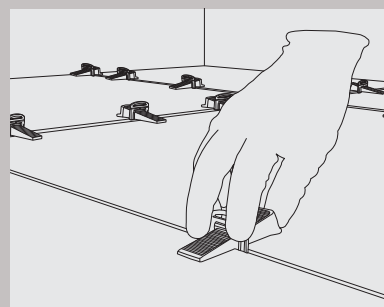
Apply adhesive onto the floor substrate at the same time while applying on the slab with a 15mm U-notch or 19mm V-notch trowel in the same direction as the slabs.



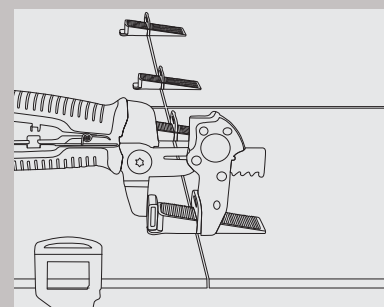
Position the slab on the adhesive bed with a sucker frame with adjustment of a minimum of 3mm joint.



Tap the slab from the center to the edges with a rubber trowel to expel air. Make sure air is expelled and there is no bubble between the slab and the substrate.



Complete the laying of the slab with a suitable sealant while keeping a 3mm joint through spacers. The special device of pulling over the slabs can be used for easy laying and spacing.



Level the wedges at each linear meter of the slab.

Cleaning & Maintenance

High-quality raw materials, rigorous production parameters, and world-class technology at Our make the exclusive offering nonporous and thus no dust or deposited waste penetrates the surface.

The no-maintenance surfaces require only a damp cloth for cleaning.

Routine and recurring cleaning spotlights the aesthetic features of the surfaces and keeps the surfaces shining.

For cleaning contamination and stains caused by some common food and other material follow the table below:

TYPE OF STAIN	CHEMICAL PRODUCT	EXAMPLE
Grease	Alkaline - Solvent	Detergent
Oil	Solvent	Ammonia, Baking Soda
Ink	Oxidant - Solvent	Alcohol, Liquid Bleach, Nail Paint Remover
Rust	Acid	Hydrochloric Acid, Vinegar, Red Harpic
Lime	Acid	Descaling Reagent, Hydrochloric Acid
Cement	Acid	Hydrochloric Acid
Wine	Alkaline	Ammonia, Liquid Bleach
Coffee	Alkaline - Solvent	Ammonia, Liquid Bleach
Rubber	Solvent	Alcohol, Thinner
Plaster	Acid	Hydrochloric Acid
Candle Wax	Solvent	Alcohol, Thinner
Iodine	Oxidant	Liquid Bleach
Blood	Oxidant	Liquid Bleach
Ice Cream	Alkaline	Liquid Bleach

Note: It is recommended that any kind of stain needs to get clean immediately / as soon as possible.

Technical Specification

CHARACTERISTIC	STANDARD AS PER ISO13006:2018/ EN14411 Gr.B1a	STANDARD AS PER IS 15622:2017 Gr.B1a	MEAN VALUE OF OUR	METHOD OF TESTING
Regulatory Properties				
Deviation in Length and Width	±0.30 % (±1.00 mm)	±0.10 %	± 0.10 %	ISO 10545-2/IS 13630-1
Deviation in Thickness	±5.0 % (± 0.50 mm)	±5.0 %	± 5.0 %	ISO 10545-2/IS 13630-1
Straightness in Side	±0.30 % (± 0.80 mm)	±0.10 %	± 0.10 %	ISO 10545-2/IS 13630-1
Rectangularity	±0.30 % (±1.50 mm)	±0.10%	± 0.10 %	ISO 10545-2/IS 13630-1
Surface Flatness Central Curvature	±0.40 % (± 1.80 mm)	±0.50 %	± 0.20 %	ISO 10545-2/IS 13630-1
Surface Flatness Edge Curvature	±0.40 % (± 1.80 mm)	±0.50 %	± 0.20 %	ISO 10545-2/IS 13630-1
Surface Flatness Warpage	±0.40 % (± 1.80 mm)	±0.50 %	± 0.10 %	ISO 10545-2/IS 13630-1
Surface Quality	>95% defects free	>95% defects free	>95% defects free	ISO 10545-2/IS 13630-1
Small Color Difference (For Plain Colour)	ΔE <1.00	N.A.	ΔE <0.80	ISO 10545-16
Glossiness (Polished)	As per Manufacturer	As per Manufacturer	≥ 90	Gloss Meter 60°
Glossiness (Satin)	As per Manufacturer	As per Manufacture	7 ≤ Gloss Value ≤ 25	Gloss Meter 60°
Structural Properties				
Water Absorption	≤0.50 %	≤0.080 %	≤0.080 %	ISO 10545-3/IS 13630-2
Bulk Density	As per Manufacturer	Min 2.20 g/cc	> 2.28 gm/cc	ISO 10545-3/IS 13630-2
Massive Mechanical Properties				
Modulus of Rupture	Min. 35.0 N/mm ²	Min. 35.0 N/mm ²	Min. 40.0 N/mm ²	SO 10545-4/IS 13630-6
Breaking Strength Thickness ≥7.5 mm	Min 1300.0 N	Min 1300.0 N	Min 6000.0 N	ISO 10545-4/IS 13630-6
Surface Mechanical Properties				
MOH'S Hardness #	As per Manufacturer	Min. 5	Polished Min 4**/ Satin & Posh Min 6	BS EN 15771/IS 13630-13
Surface Abrasion Resistance #	As per Manufacturer	Min. Class II	Polished Min II**/ Satin & Posh Min III	ISO 10545-7/IS 13630-11
Thermal Hygrometric Properties				
Moisture Expansion	Max 0.06% (0.6 mm/m)	Max 0.02 mm/m	Max 0.02 mm/m	ISO 10545-10/IS 13630-3
Thermal Expansion(COE) at 100°C	As per Manufacturer	Max. 6.0 x 10 ⁻⁶	Max. 6.0 x 10 ⁻⁶	ISO 10545-8/IS 13630-4
Thermal Shock Resistance	Min 10 Cycle	Min 10 Cycle	Min 10 Cycle	ISO 10545-9/IS 13630-5
Impact Resistance(COR) #	Min. 0.55	Min 0.55	Min 0.55	ISO 10545-5/IS 13630-14
Frost Resistance	As per Manufacturer	As per Manufacturer	Frost Proof	ISO 10545-12/IS 13630-10
Crazing Resistance at 7.5 bar	4 Cycle	4 Cycle	4 Cycle	ISO 10545-11/IS 13630-9
Chemical Properties				
Resistance to Staining Glazed	Min. Class 3	Min Class 1	Min. Class 3/Min. Class 1	ISO 10545-14/IS 13630-8
Resistance to Household Chemicals & Swimming Pool Salts Glazed	Min Class GB	Min Class AA	Min Class GB/Min Class AA	ISO 10545-13/IS 13630-8
Resistance to Low Concentrate Acid and Alkalis Glazed	As per Manufacturer	As per Manufacturer	Min Class GLB***/ Min Class A***	ISO-10545-13/IS 13630-8
Resistance to High Concentrate Acid and Alkalis Glazed	As per Manufacturer	As per Manufacturer	Min Class GHB***/ Min Class A***	ISO-10545-13/IS 13630-8
Safety Properties				
Skid Resistance - (DCOF-WET PENDULUM)##	As per Manufacturer	As per Manufacturer	Glossy ≥P0,Satin,Posh ≥P1	BS 7976-2
Slip Resistance -Satin/Posh (DCOF- R Value)###	As per Manufacturer	As per Manufacturer	R9 to R10	DIN 51130
Lead and Cadmium release	As per Manufacturer	N.A.	Does not yield Pb & Cd	ISO-10545-15

Packing Detail

SIZE	THICKNESS	PCS/BOX	AREA/BOX	BOX/WT.
1200x1800mm	9mm	2 pc	4.32 mt ²	91 kg (Approx)

